

EMPOWER YOUR INSTITUTES WITH

SMART MCQ SYSTEM

FOR JAPAN & KOREA EXAM
PREPARATION



The screenshot shows a web browser window displaying the ECHOBITS Examination System interface. At the top, there is a navigation bar with the ECHOBITS logo and a 'Log In' button. Below the navigation bar, there is a promotional banner for the 'Japan Online Examination System'. The banner features a large illustration of a student sitting at a desk, writing on a piece of paper, with a speech bubble containing gears above their head. To the left of the student, there are several sheets of paper with checkboxes. Below the illustration, there are three statistics: '2+ ACTIVE STUDENTS', '5+ MOCK PAPERS', and '4+ COMPLETED'. The overall design is clean and modern, with a focus on the student experience.

SL ECHOBITS EXAMINATION SYSTEM Log In →

Master Japanese Language Today

Japan Online Examination System

A premium examination management system developed by EchoBits pvt ltd, providing advanced mock papers and real-time assessments for students of the Japanese language.

Student Portal Log In

2+ ACTIVE STUDENTS

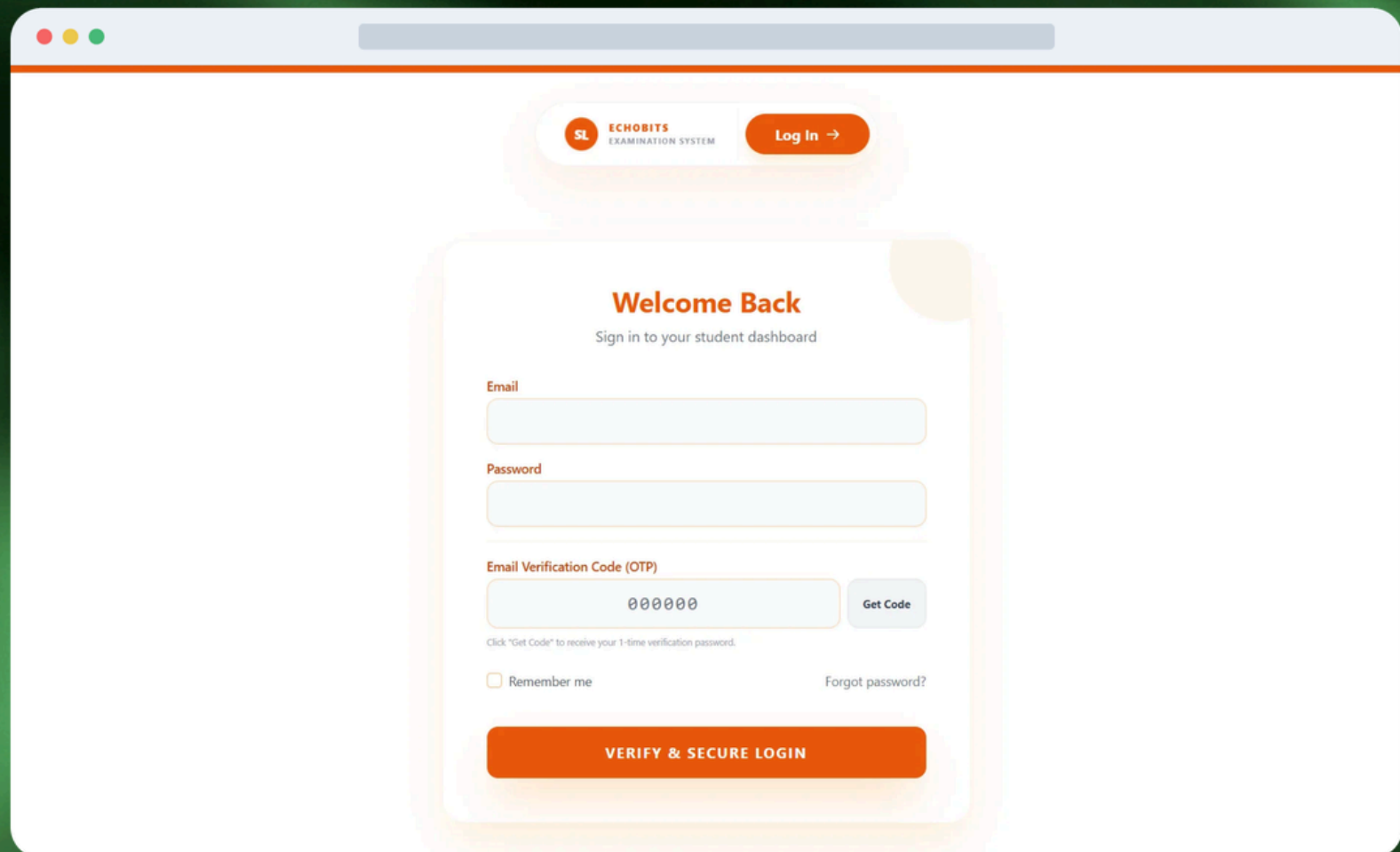
5+ MOCK PAPERS

4+ COMPLETED

SMART LOGIN SYSTEM WITH

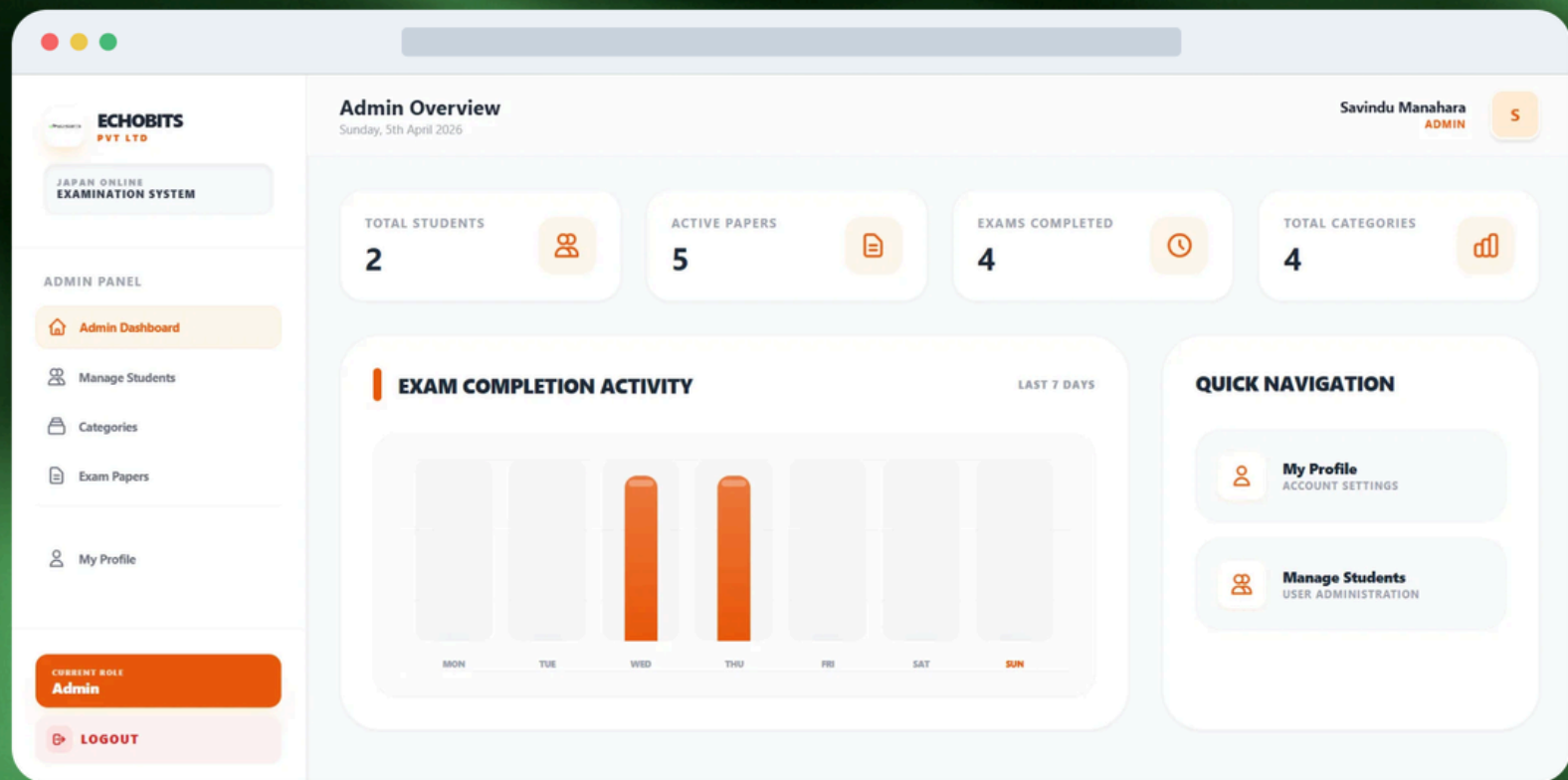
OTP SECURITY

FOR STUDENTS & ADMINISTRATORS

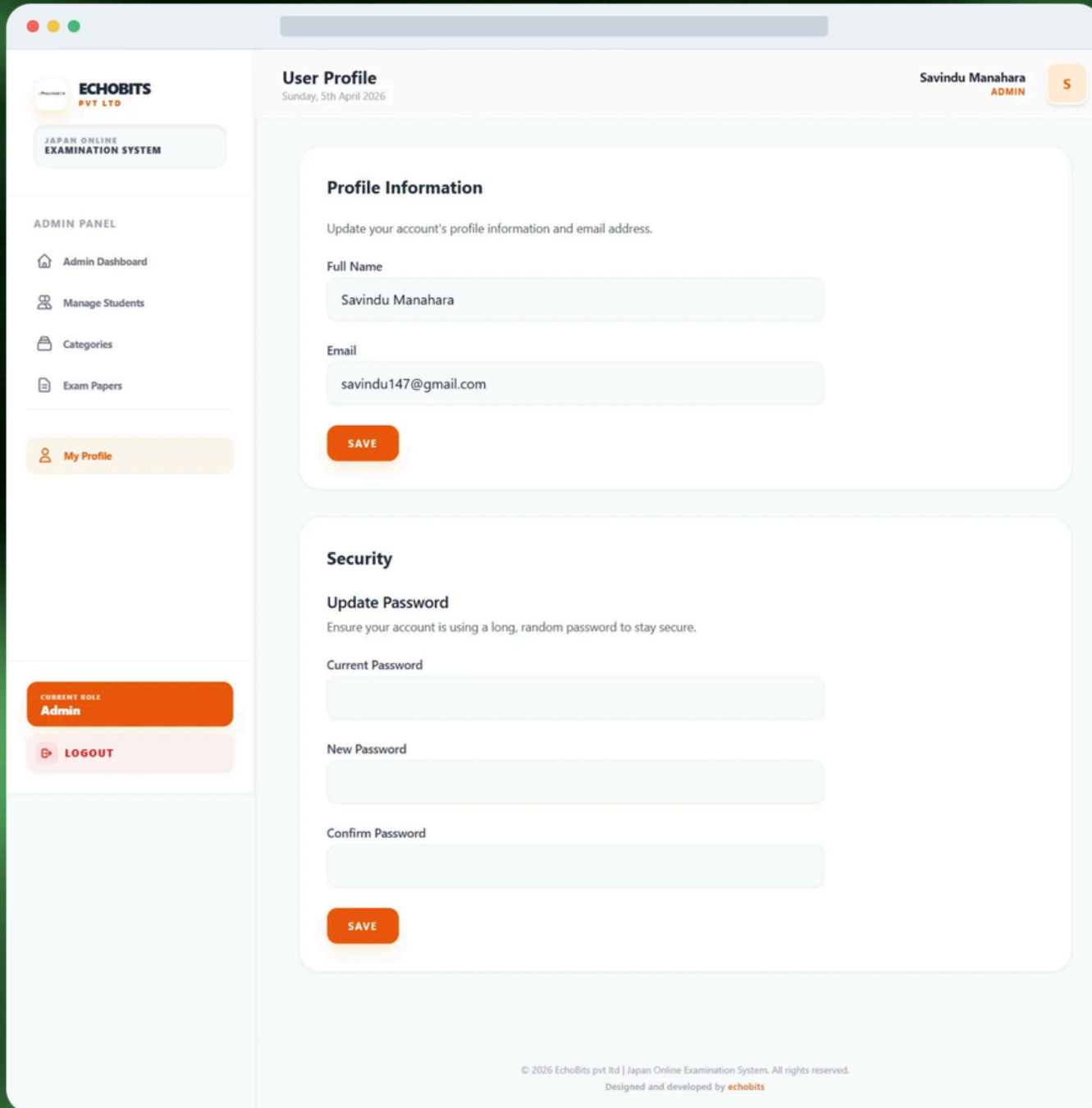


The screenshot displays a web browser window with a white background and an orange header bar. In the top left corner of the header, there is a logo with 'SL' in a red circle, followed by 'ECHOBITS EXAMINATION SYSTEM'. To the right of the logo is a red 'Log In →' button. The main content area features a 'Welcome Back' message in orange, followed by the text 'Sign in to your student dashboard'. Below this is a login form with three input fields: 'Email', 'Password', and 'Email Verification Code (OTP)'. The 'Email Verification Code (OTP)' field contains six zeros and has a 'Get Code' button to its right. Below the input fields, there is a checkbox for 'Remember me' and a link for 'Forgot password?'. At the bottom of the form is a large orange button labeled 'VERIFY & SECURE LOGIN'.

SMART ADMIN DASHBOARD WITH **REAL-TIME ANALYTICS** OF STUDENTS & EXAMS



ADMIN PROFILE MANAGEMENT WITH **SECURE PASSWORD RESET** AND PERSONAL DETAILS



The screenshot displays a web application interface for an admin user. The header includes the ECHOBITS logo, the user's name 'Savindu Manahara', and the role 'ADMIN'. The main content area is divided into two sections: 'Profile Information' and 'Security'. The 'Profile Information' section contains input fields for 'Full Name' (Savindu Manahara) and 'Email' (savindu147@gmail.com), with a 'SAVE' button below. The 'Security' section contains input fields for 'Current Password', 'New Password', and 'Confirm Password', with a 'SAVE' button below. A sidebar on the left lists navigation options: 'Admin Dashboard', 'Manage Students', 'Categories', 'Exam Papers', and 'My Profile' (highlighted). At the bottom, there are buttons for 'CURRENT ROLE Admin' and 'LOGOUT'. The footer contains copyright information and the developer's name.

ECHOBITS
PVT LTD

JAPAN ONLINE
EXAMINATION SYSTEM

ADMIN PANEL

- Admin Dashboard
- Manage Students
- Categories
- Exam Papers

My Profile

CURRENT ROLE
Admin

LOGOUT

User Profile

Sunday, 5th April 2026

Profile Information

Update your account's profile information and email address.

Full Name
Savindu Manahara

Email
savindu147@gmail.com

SAVE

Security

Update Password

Ensure your account is using a long, random password to stay secure.

Current Password

New Password

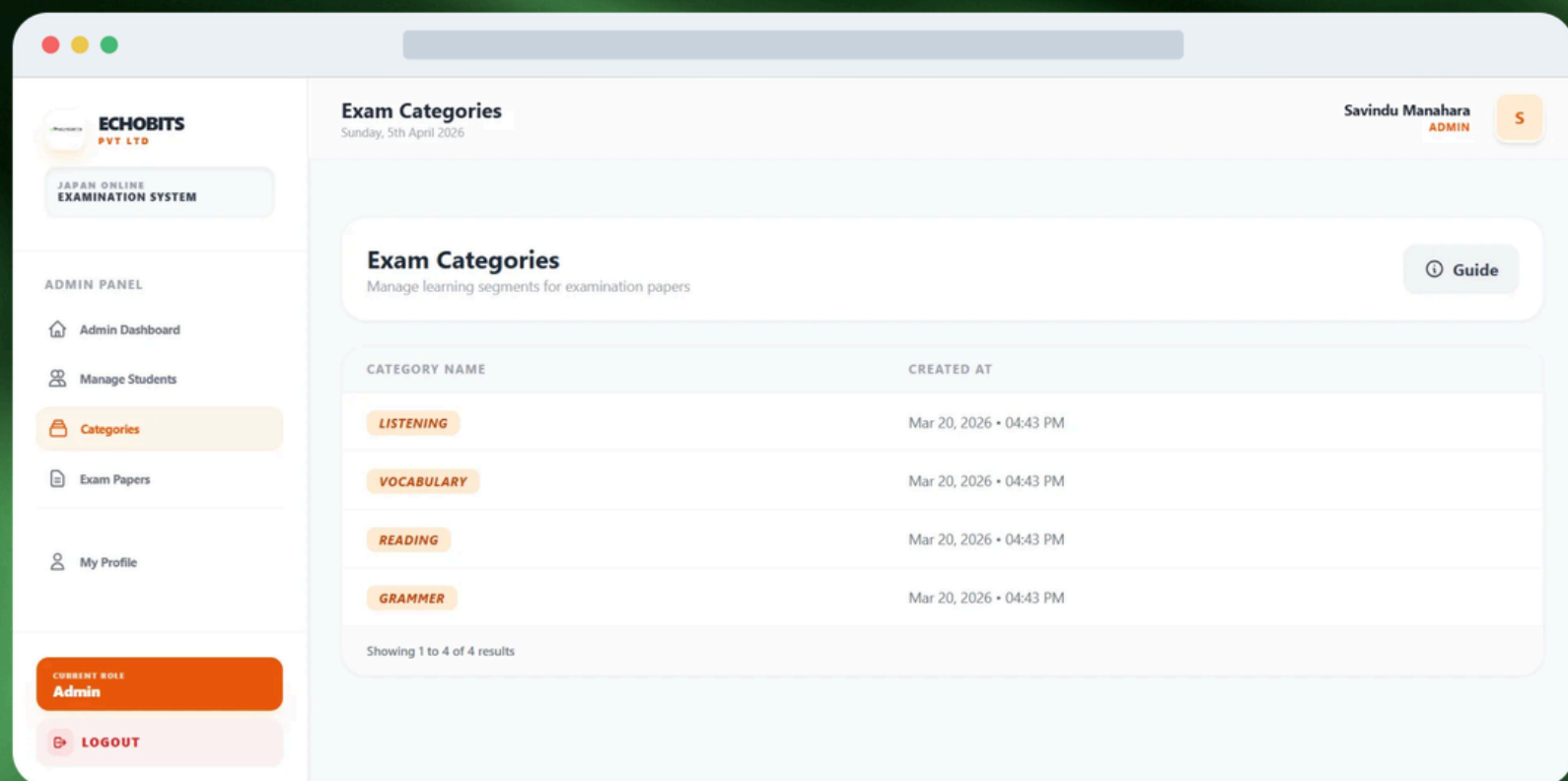
Confirm Password

SAVE

© 2026 EchoBits pvt ltd | Japan Online Examination System. All rights reserved.
Designed and developed by **echobits**

EXAM PAPER SECTIONS WITH
**LISTENING, VOCABULARY,
READING & GRAMMAR**

PERFECTLY STRUCTURED FOR
JAPAN & KOREAN EXAMS

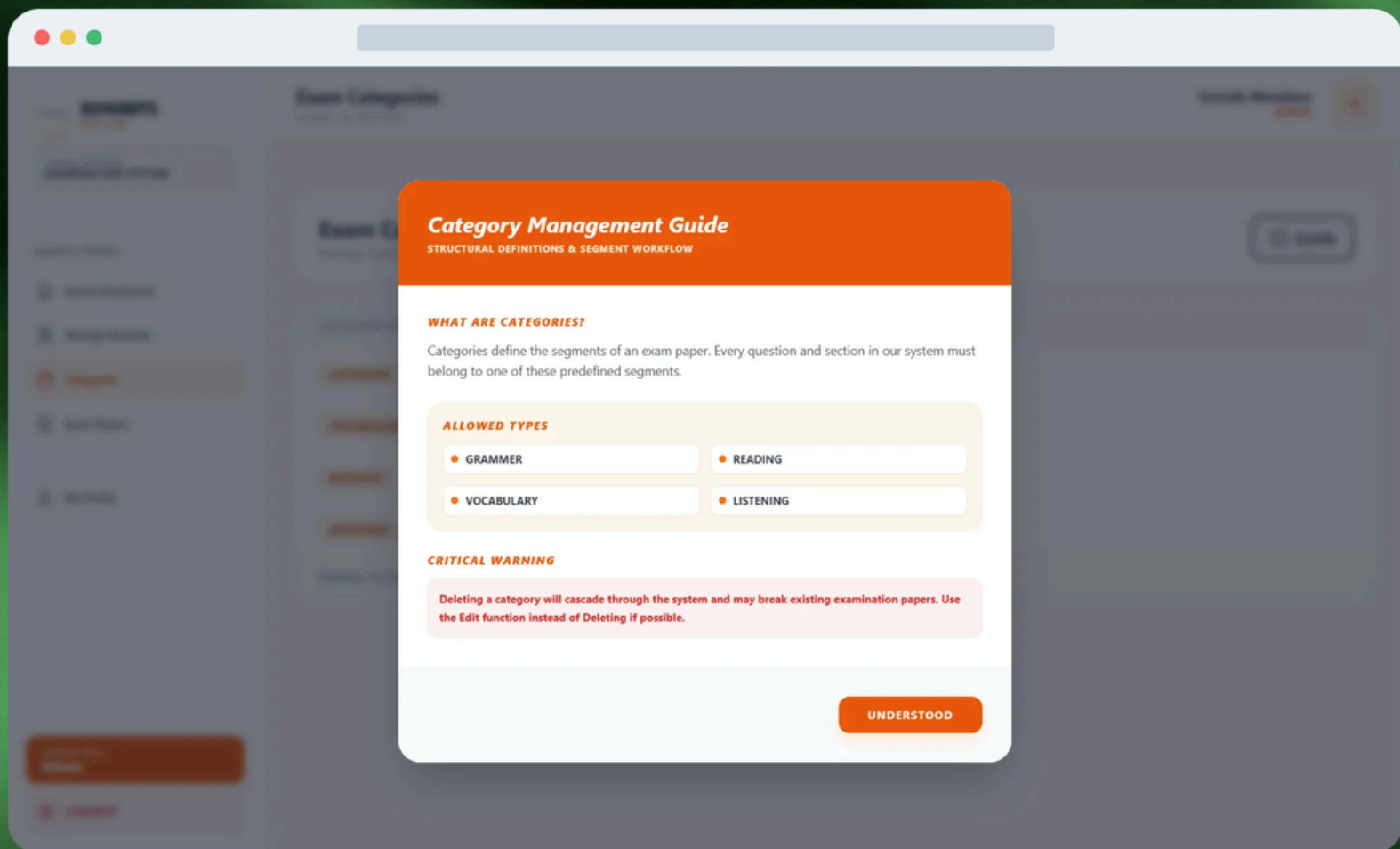


The screenshot displays the 'Exam Categories' page in the ECHOBITS Admin Panel. The page title is 'Exam Categories' with a subtitle 'Manage learning segments for examination papers'. The user is identified as 'Savindu Manahara ADMIN' with a profile icon 'S'. The current date is 'Sunday, 5th April 2026'. The left sidebar shows the 'ADMIN PANEL' with options: 'Admin Dashboard', 'Manage Students', 'Categories' (highlighted), 'Exam Papers', and 'My Profile'. The 'CURRENT ROLE' is 'Admin' and there is a 'LOGOUT' button. The main content area shows a table of exam categories:

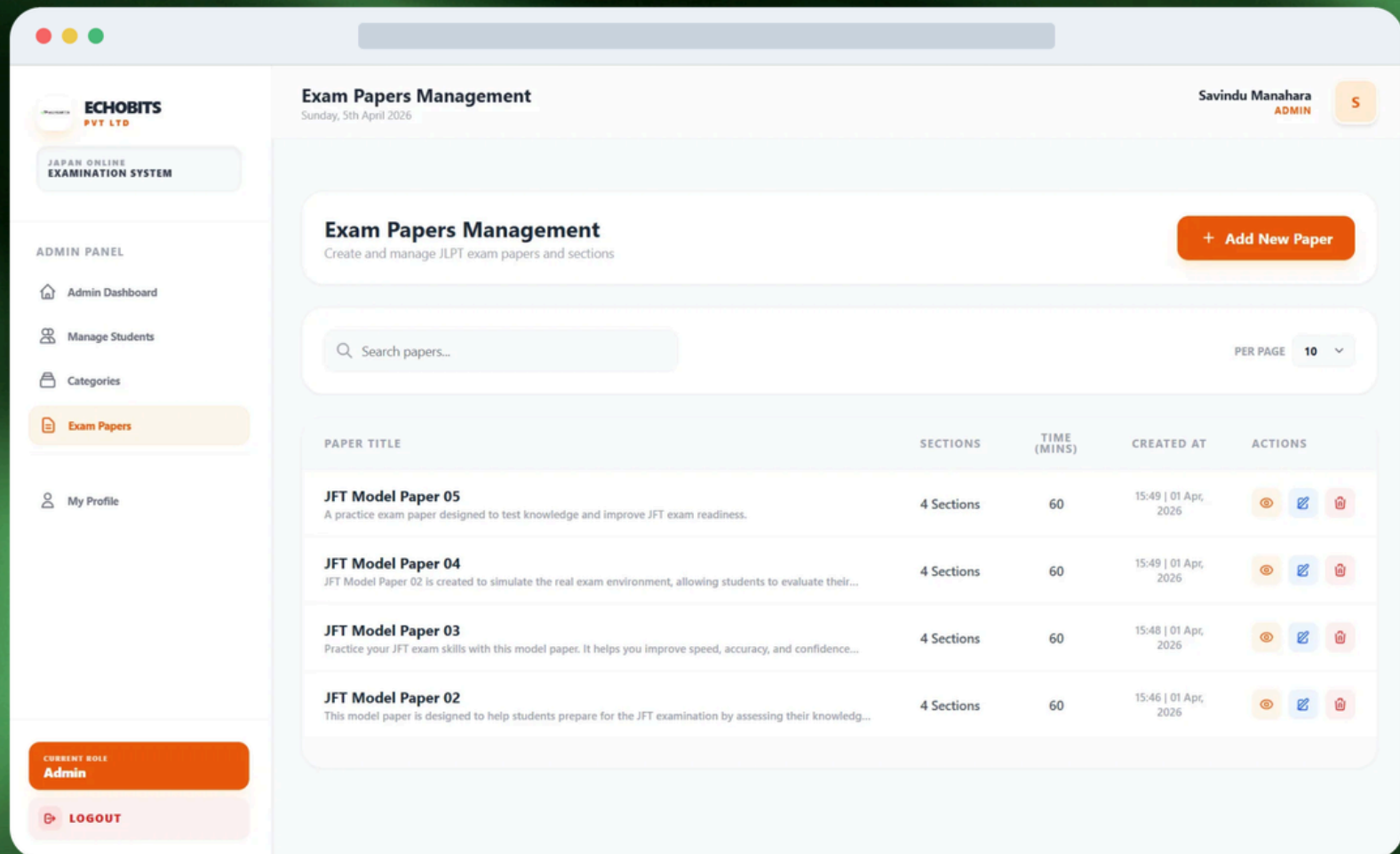
CATEGORY NAME	CREATED AT
LISTENING	Mar 20, 2026 · 04:43 PM
VOCABULARY	Mar 20, 2026 · 04:43 PM
READING	Mar 20, 2026 · 04:43 PM
GRAMMER	Mar 20, 2026 · 04:43 PM

Showing 1 to 4 of 4 results













INTEGRATED SECTION MANAGEMENT GUIDE FOR **CREATE, UPDATE & ORGANIZE** PAPER SECTIONS



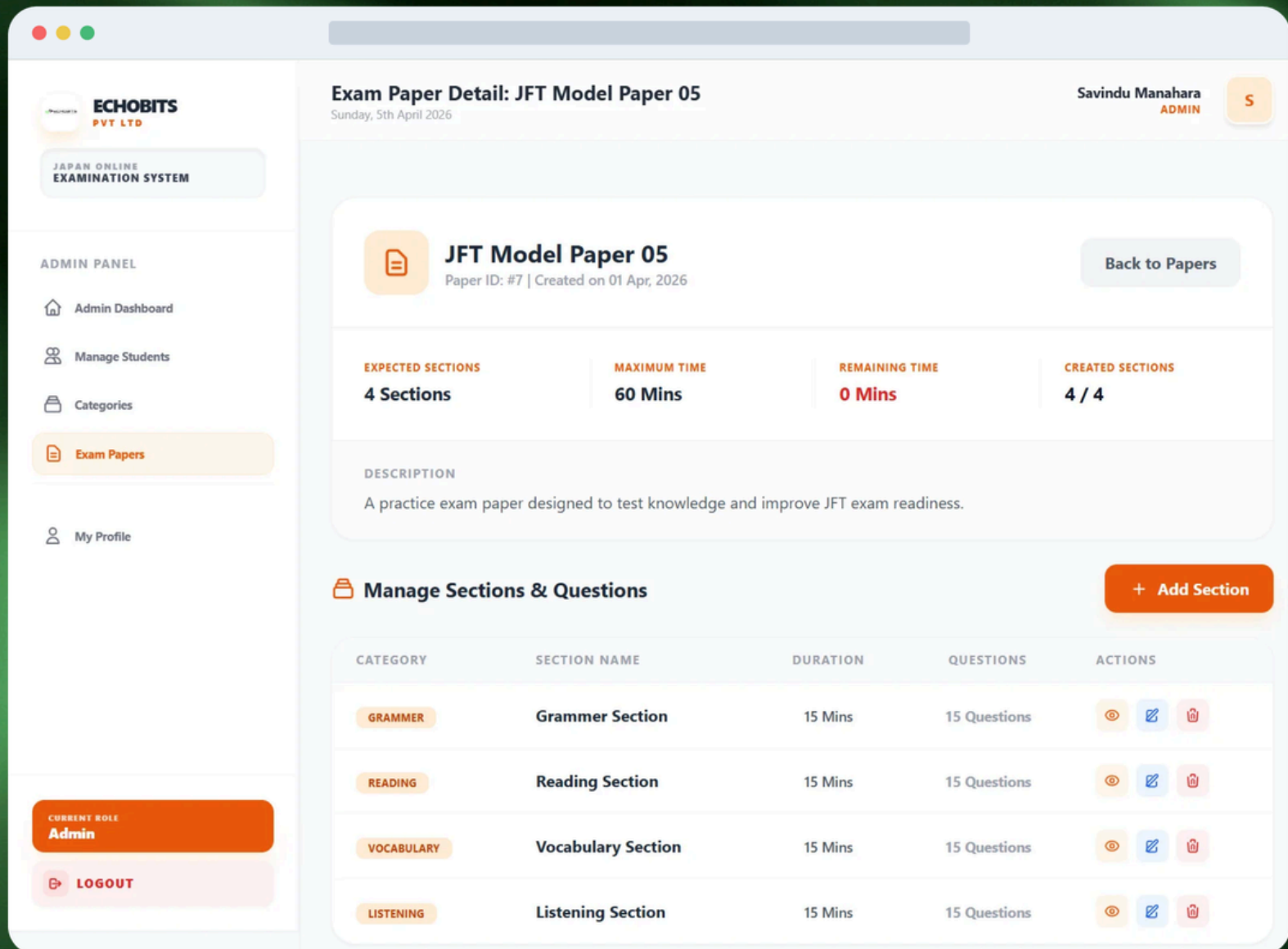
EASILY CREATE, READ, UPDATE, AND DELETE **EXAM PAPERS** WITH INTEGRATED SEARCH FOR QUICK ACCESS



The screenshot displays the 'Exam Papers Management' dashboard. The left sidebar contains the 'ADMIN PANEL' with options: Admin Dashboard, Manage Students, Categories, Exam Papers (highlighted), and My Profile. The top right shows the user 'Savindu Manahara ADMIN' with a profile icon. The main content area features a search bar for papers, a table of existing papers, and an 'Add New Paper' button. The table lists four 'JFT Model Paper' entries with columns for title, sections, time, creation date, and actions.

PAPER TITLE	SECTIONS	TIME (MINS)	CREATED AT	ACTIONS
JFT Model Paper 05 A practice exam paper designed to test knowledge and improve JFT exam readiness.	4 Sections	60	15:49 01 Apr, 2026	  
JFT Model Paper 04 JFT Model Paper 02 is created to simulate the real exam environment, allowing students to evaluate their...	4 Sections	60	15:49 01 Apr, 2026	  
JFT Model Paper 03 Practice your JFT exam skills with this model paper. It helps you improve speed, accuracy, and confidence...	4 Sections	60	15:48 01 Apr, 2026	  
JFT Model Paper 02 This model paper is designed to help students prepare for the JFT examination by assessing their knowledg...	4 Sections	60	15:46 01 Apr, 2026	  

MANAGE ALL EXAM SECTIONS WITH
FULL CRUD
FOR EASY EDITING AND
ORGANIZATION.















The screenshot displays the ECHOBITS Admin Panel interface. The left sidebar contains navigation options: Admin Dashboard, Manage Students, Categories, Exam Papers (highlighted), and My Profile. The main content area shows the 'Exam Paper Detail: JFT Model Paper 05' page, dated Sunday, 5th April 2026. The user is identified as Savindu Manahara, Admin. The page features a summary card for 'JFT Model Paper 05' (Paper ID: #7, Created on 01 Apr, 2026) with a 'Back to Papers' button. Below this, a summary table provides key statistics:

EXPECTED SECTIONS	MAXIMUM TIME	REMAINING TIME	CREATED SECTIONS
4 Sections	60 Mins	0 Mins	4 / 4

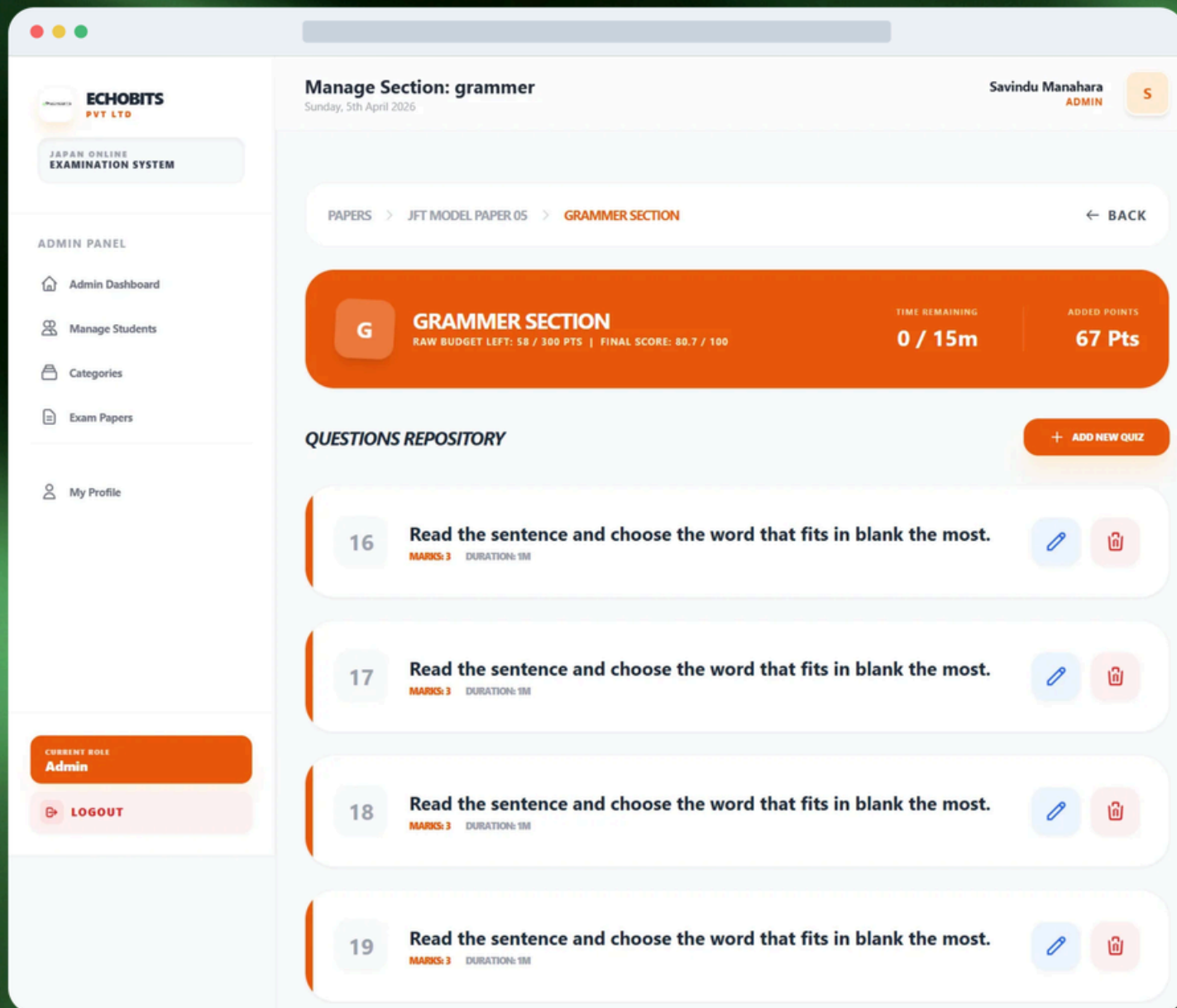
A description follows: 'A practice exam paper designed to test knowledge and improve JFT exam readiness.'

The 'Manage Sections & Questions' section includes a '+ Add Section' button and a table listing the exam sections:

CATEGORY	SECTION NAME	DURATION	QUESTIONS	ACTIONS
GRAMMER	Grammer Section	15 Mins	15 Questions	  
READING	Reading Section	15 Mins	15 Questions	  
VOCABULARY	Vocabulary Section	15 Mins	15 Questions	  
LISTENING	Listening Section	15 Mins	15 Questions	  

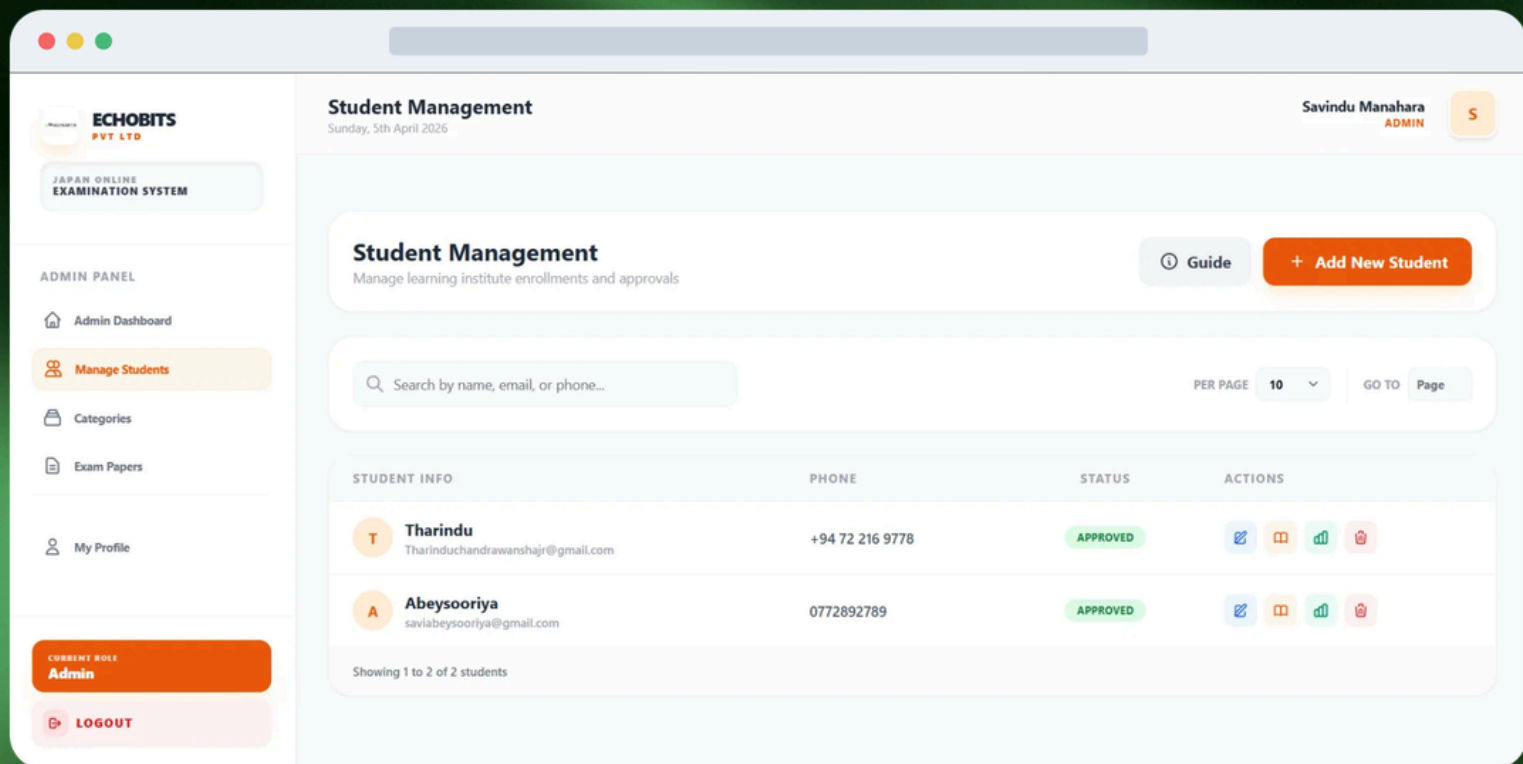
The bottom of the sidebar shows the current role as 'Admin' and a 'LOGOUT' button.

WITH FULL CRUD, EASILY MANAGE ALL
QUESTIONS AND ANSWERS,
INCLUDING IMAGE AND AUDIO
UPLOADS FOR RICHER EXAM
CONTENT.











The screenshot displays the ECHOBITS Admin Panel interface. On the left is a sidebar with the ECHOBITS PVT LTD logo and 'JAPAN ONLINE EXAMINATION SYSTEM' text. Below this is an 'ADMIN PANEL' menu with options: Admin Dashboard, Manage Students, Categories, Exam Papers, and My Profile. At the bottom of the sidebar, it shows the 'CURRENT ROLE Admin' and a 'LOGOUT' button. The main content area is titled 'Manage Section: grammer' with the date 'Sunday, 5th April 2026' and the user 'Savindu Manahara ADMIN'. A breadcrumb trail shows 'PAPERS > JFT MODEL PAPER 05 > GRAMMER SECTION' with a 'BACK' button. A prominent orange banner displays 'GRAMMER SECTION' with a 'G' icon, 'TIME REMAINING 0 / 15m', and 'ADDED POINTS 67 Pts'. Below this is a 'QUESTIONS REPOSITORY' section with an 'ADD NEW QUIZ' button. It lists four questions (16-19), each with the text 'Read the sentence and choose the word that fits in blank the most.', 'MARKS: 3', and 'DURATION: 1M'. Each question entry includes edit and delete icons.

MANAGE STUDENTS WITH FULL CRUD,
APPROVE OR SUSPEND
ACCOUNTS, ASSIGN EXAMS, AND
VIEW RESULTS FROM A
CENTRALIZED DASHBOARD.



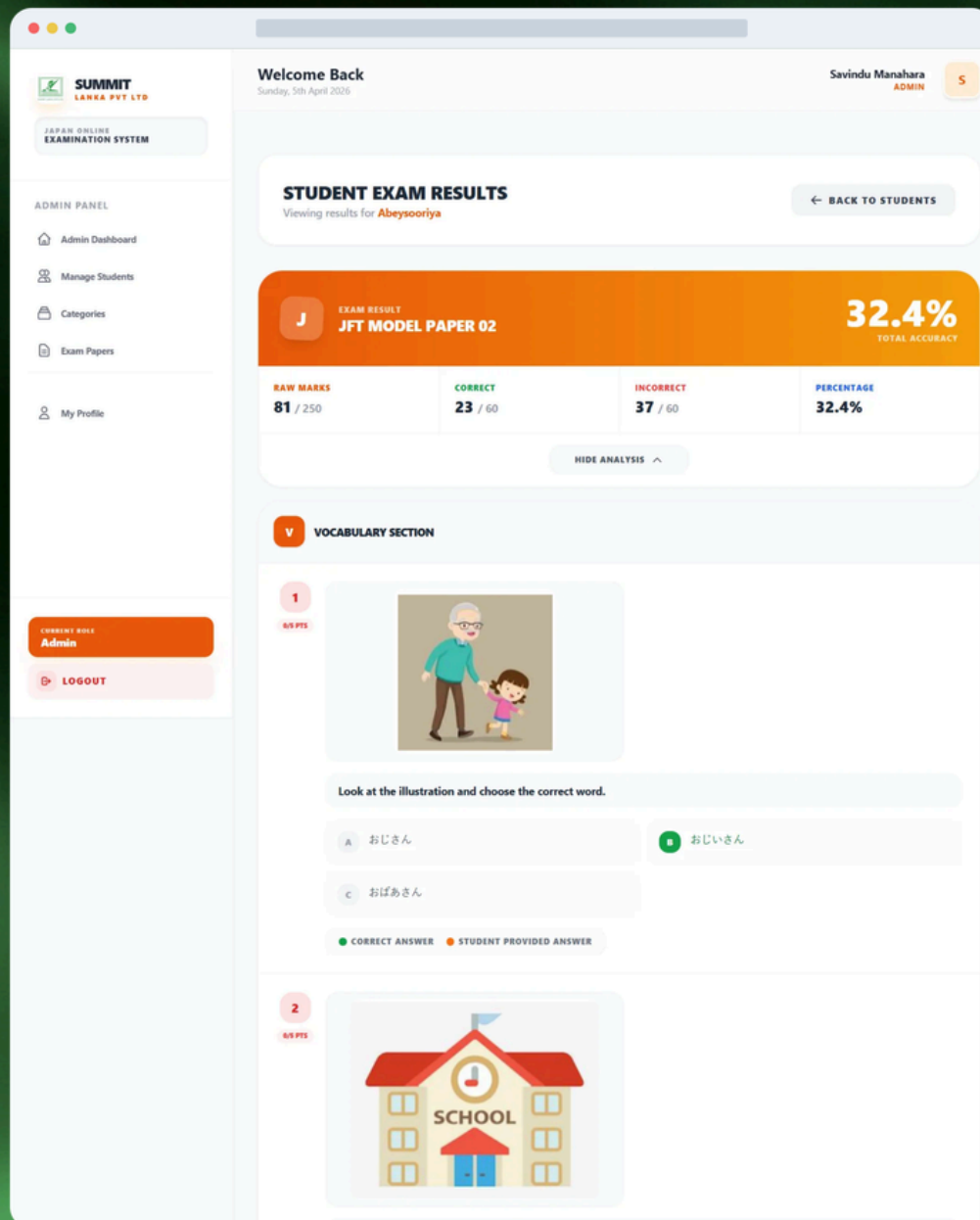
The screenshot displays the 'Student Management' dashboard. The left sidebar contains the 'ADMIN PANEL' with options: Admin Dashboard, Manage Students (highlighted), Categories, Exam Papers, and My Profile. At the bottom of the sidebar, it shows the current role as 'Admin' and a 'LOGOUT' button. The main content area is titled 'Student Management' and includes a subtitle 'Manage learning institute enrollments and approvals'. It features a search bar, a 'PER PAGE' dropdown set to 10, and a 'GO TO Page' field. Below this is a table with columns for 'STUDENT INFO', 'PHONE', 'STATUS', and 'ACTIONS'. Two students are listed: Tharindu (phone: +94 72 216 9778) and Abeysooriya (phone: 0772892789), both with 'APPROVED' status. The table footer indicates 'Showing 1 to 2 of 2 students'.

STUDENT INFO	PHONE	STATUS	ACTIONS
T Tharindu Tharinduchandrawanshajr@gmail.com	+94 72 216 9778	APPROVED	   
A Abeysooriya saviabeysooriya@gmail.com	0772892789	APPROVED	   

VIEW DETAILED STUDENT

ANSWER SHEETS

INCLUDING ALL RESPONSES, FOR
ACCURATE EVALUATION AND ANALYSIS.



The screenshot displays the user interface of the SUMMIT LANKA PVT LTD JAPAN ONLINE EXAMINATION SYSTEM. The interface is divided into a sidebar on the left and a main content area on the right.

Left Sidebar:

- Logo: SUMMIT LANKA PVT LTD
- System Name: JAPAN ONLINE EXAMINATION SYSTEM
- ADMIN PANEL
 - Admin Dashboard
 - Manage Students
 - Categories
 - Exam Papers
 - My Profile
- Current Role: Admin
- Logout button

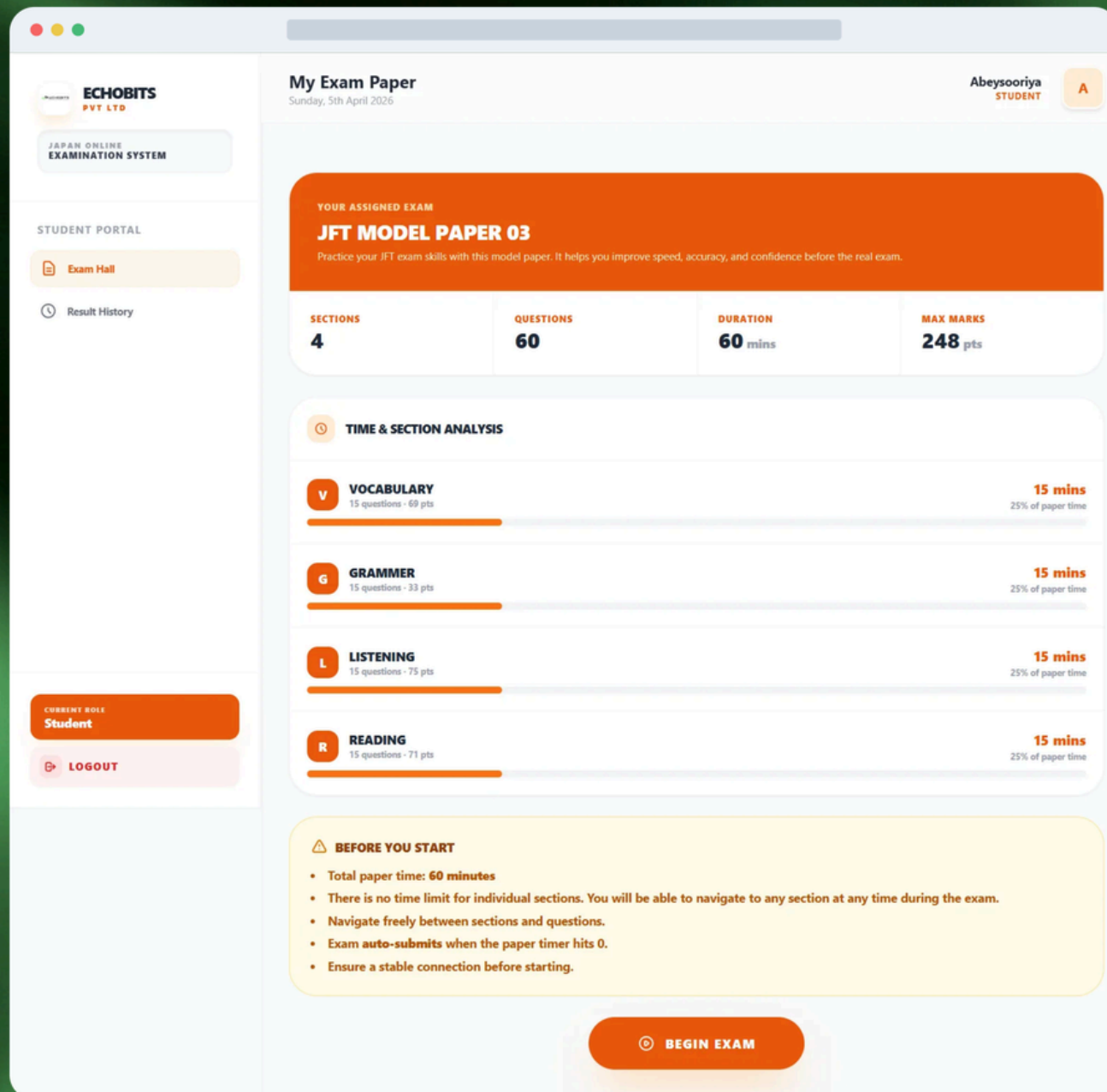
Main Content Area:

- Header: Welcome Back, Savindu Manahara ADMIN, Sunday, 5th April 2025
- Section: STUDENT EXAM RESULTS (Viewing results for Abeysooriya)
- Summary Card: JFT MODEL PAPER 02, 32.4% TOTAL ACCURACY
- Results Table:

RAW MARKS	CORRECT	INCORRECT	PERCENTAGE
81 / 250	23 / 60	37 / 60	32.4%
- Section: VOCABULARY SECTION
- Question 1: Look at the illustration and choose the correct word. (Illustration: An elderly man and a young girl walking together.)
 - Options: A おじさん, B おじいさん, C おばあさん
 - Correct Answer: B おじいさん
- Question 2: (Illustration: A school building with a flag and the word "SCHOOL" on the front.)

STUDENTS CAN VIEW **ASSIGNED EXAMS**

WITH CLEAR INSTRUCTIONS TO
ENSURE THEY ARE FULLY PREPARED.



The screenshot displays the 'My Exam Paper' interface for a student named Abeysooriya. The page is titled 'My Exam Paper' and dated 'Sunday, 5th April 2026'. The student's name and role 'Abeysooriya STUDENT' are shown in the top right corner. The main content area features a prominent orange banner for 'YOUR ASSIGNED EXAM' titled 'JFT MODEL PAPER 03', with a subtext: 'Practice your JFT exam skills with this model paper. It helps you improve speed, accuracy, and confidence before the real exam.' Below this banner is a table summarizing exam details:

SECTIONS	QUESTIONS	DURATION	MAX MARKS
4	60	60 mins	248 pts

Below the table is a 'TIME & SECTION ANALYSIS' section with a circular refresh icon. It lists four sections, each with a progress bar and a 15-minute duration (25% of paper time):

- VOCABULARY**: 15 questions - 69 pts
- GRAMMER**: 15 questions - 33 pts
- LISTENING**: 15 questions - 75 pts
- READING**: 15 questions - 71 pts

At the bottom, a yellow box titled 'BEFORE YOU START' contains instructions:

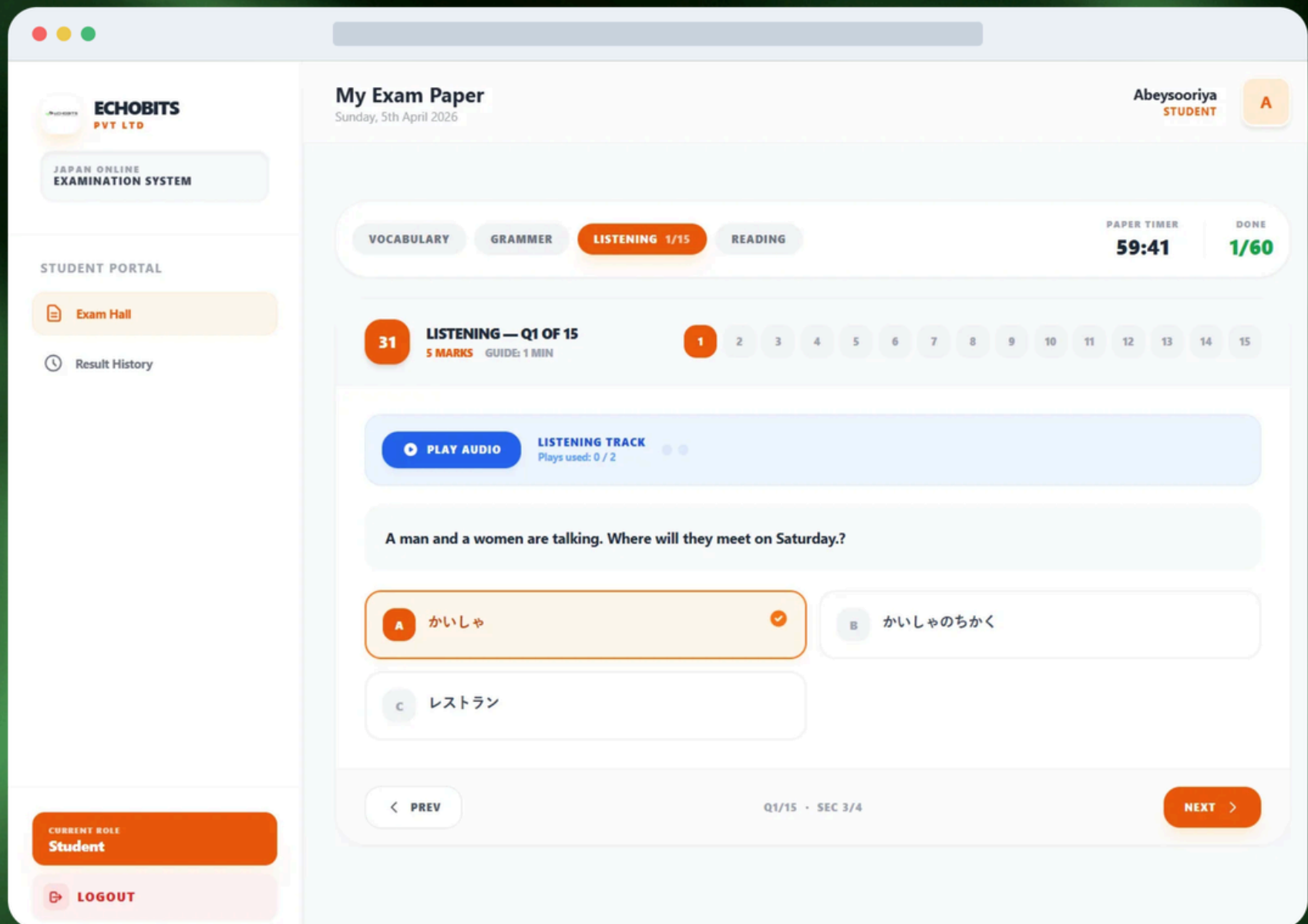
- Total paper time: **60 minutes**
- There is no time limit for individual sections. You will be able to navigate to any section at any time during the exam.
- Navigate freely between sections and questions.
- Exam **auto-submits** when the paper timer hits 0.
- Ensure a stable connection before starting.

A large orange 'BEGIN EXAM' button is located at the bottom center. The left sidebar includes the ECHOBITS logo, 'JAPAN ONLINE EXAMINATION SYSTEM', 'STUDENT PORTAL' with 'Exam Hall' and 'Result History' links, and a 'CURRENT ROLE Student' indicator with a 'LOGOUT' button.

STUDENTS TAKE SECTION-WISE EXAMS

WITH A TIMER,

AUDIO, IMAGES, AND A SMOOTH,
UNINTERRUPTED INTERFACE.

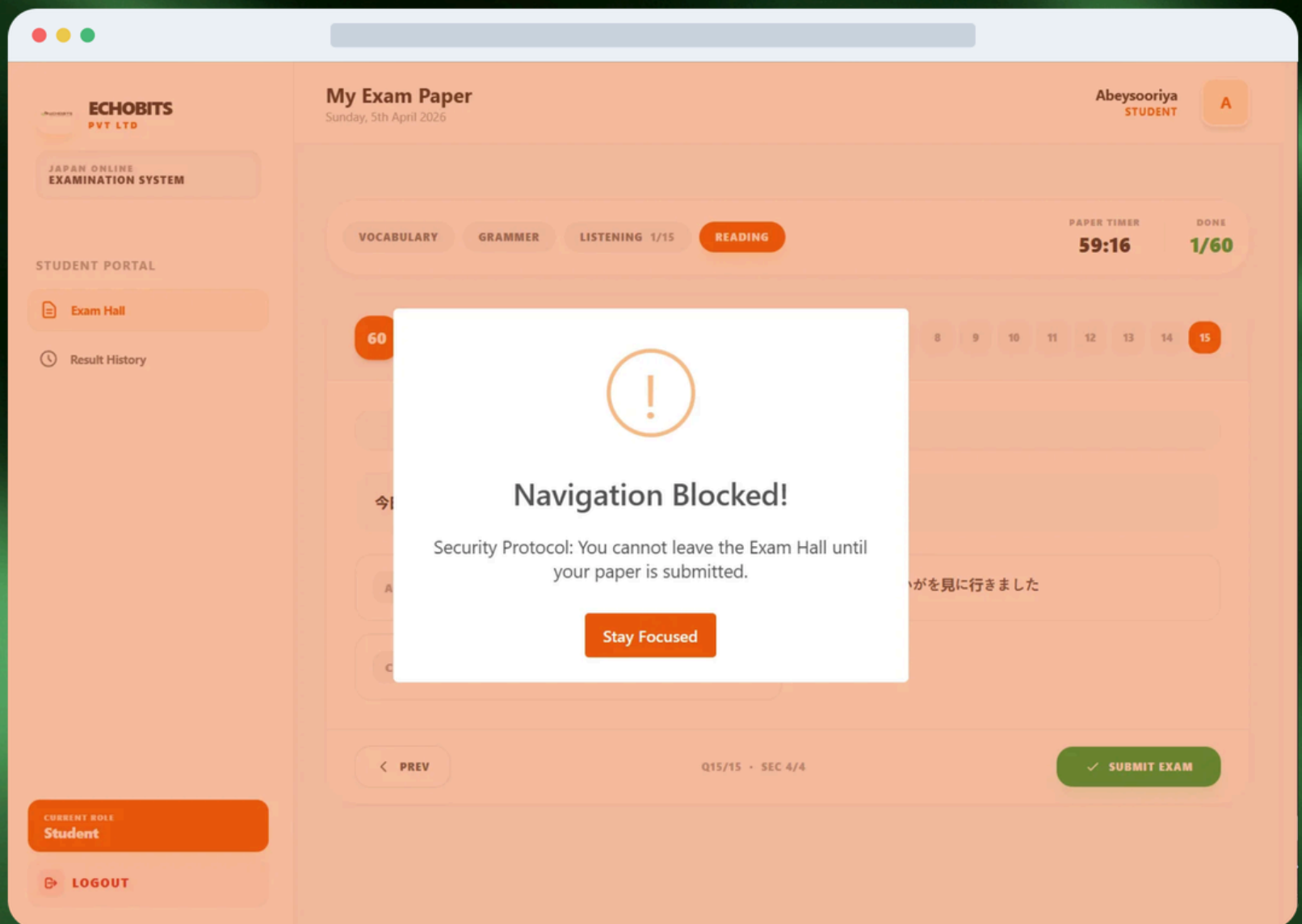


The screenshot displays the 'My Exam Paper' interface for a student named Abeysooriya. The exam is titled 'JAPAN ONLINE EXAMINATION SYSTEM' and is dated Sunday, 5th April 2026. The student's current role is 'Student'. The interface shows a 'STUDENT PORTAL' with options for 'Exam Hall' and 'Result History'. The main content area is titled 'My Exam Paper' and shows the current section as 'LISTENING 1/15' with a 'PAPER TIMER' at 59:41 and 'DONE' at 1/60. The current question is '31 LISTENING — Q1 OF 15' with '5 MARKS' and a 'GUIDE: 1 MIN'. A 'PLAY AUDIO' button is available, with 'LISTENING TRACK' and 'Plays used: 0 / 2' displayed. The question text is 'A man and a women are talking. Where will they meet on Saturday?'. The answer options are: A. かいしゃ (checked), B. かいしゃのちかく, and C. レストラン. Navigation buttons for 'PREV' and 'NEXT' are visible, along with the progress indicator 'Q1/15 · SEC 3/4'.

STUDENTS CANNOT NAVIGATE AWAY

DURING EXAMS

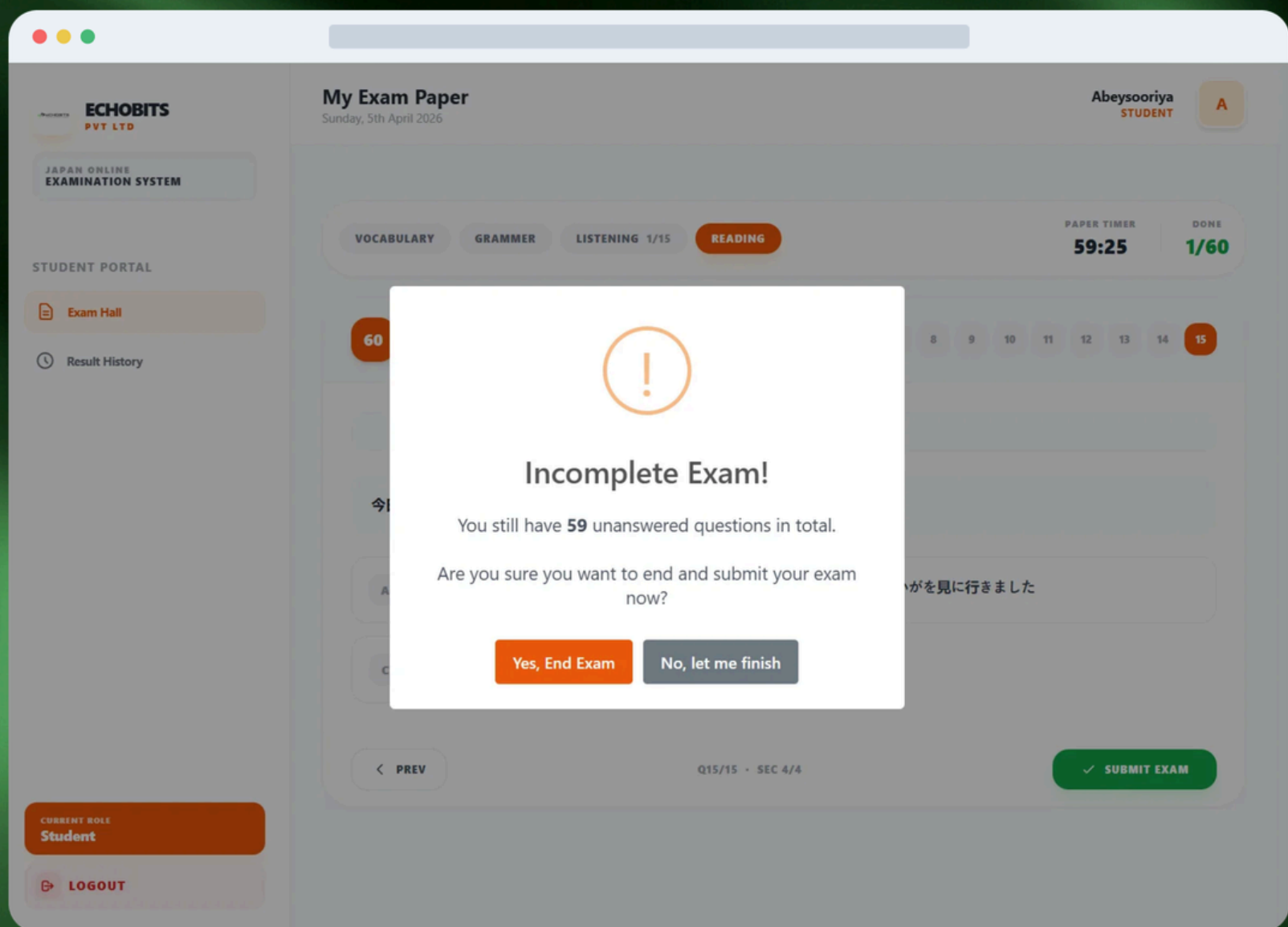
ENSURING FOCUS AND INTEGRITY.



STUDENTS RECEIVE

REAL-TIME ALERTS

FROM THE EXAM CENTER FOR INCOMPLETE SECTIONS OR UNANSWERED QUESTIONS.

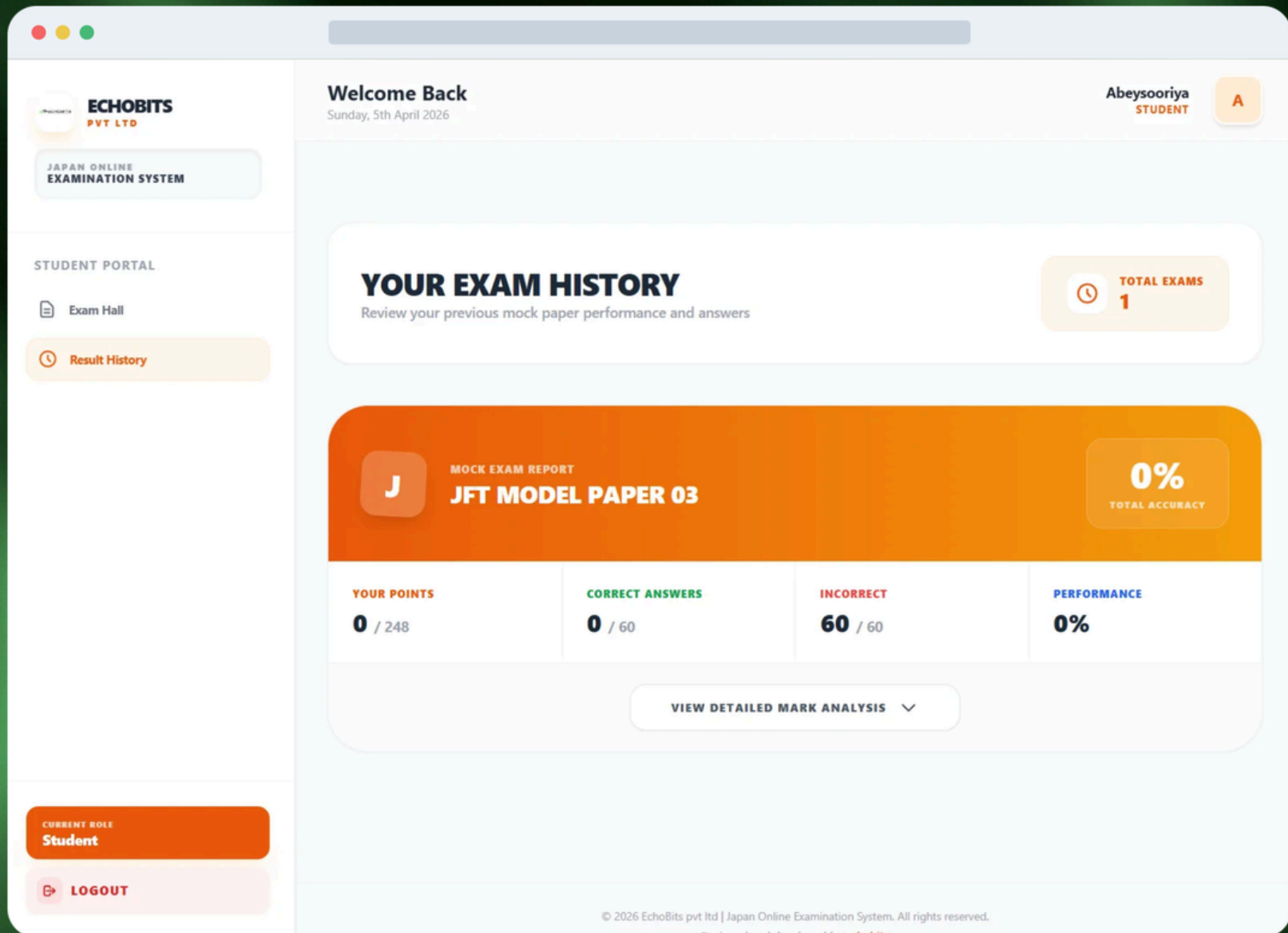


The screenshot displays the 'My Exam Paper' interface for a student named Abeysooriya. The page shows the exam title 'JAPAN ONLINE EXAMINATION SYSTEM', the date 'Sunday, 5th April 2026', and the student's name 'Abeysooriya STUDENT' with a grade 'A'. The exam is currently in the 'READING' section, with a paper timer at 59:25 and 1/60 questions completed. A modal alert is displayed in the center, indicating an 'Incomplete Exam!' and asking the student if they are sure they want to end and submit their exam now, given that they still have 59 unanswered questions. The modal provides two options: 'Yes, End Exam' and 'No, let me finish'. The background interface includes a sidebar with 'Exam Hall' and 'Result History', and a bottom navigation bar with 'PREV', 'Q15/15 · SEC 4/4', and 'SUBMIT EXAM' buttons.

STUDENTS CAN VIEW

RESULTS IMMEDIATELY

AFTER EXAMS TO TRACK PERFORMANCE AND REVIEW SCORES.



The screenshot displays the ECHOBITS student portal interface. The top navigation bar includes the ECHOBITS logo, a 'Welcome Back' message with the date 'Sunday, 5th April 2026', and the user's name 'Abeysooriya STUDENT' with a grade 'A'. The left sidebar contains the 'STUDENT PORTAL' menu with 'Exam Hall' and 'Result History' options. The main content area features a 'YOUR EXAM HISTORY' section with a 'TOTAL EXAMS 1' counter. Below this is a 'MOCK EXAM REPORT' for 'JFT MODEL PAPER 03' with a '0% TOTAL ACCURACY' indicator. A table summarizes the performance:

YOUR POINTS	CORRECT ANSWERS	INCORRECT	PERFORMANCE
0 / 248	0 / 60	60 / 60	0%

A 'VIEW DETAILED MARK ANALYSIS' button is located below the table. The bottom of the page shows the user's 'CURRENT ROLE' as 'Student' and a 'LOGOUT' button. The footer contains the copyright notice: '© 2026 EchoBits pvt ltd | Japan Online Examination System. All rights reserved. Designed and developed by echobits'.